

REGISTRATION and UPDATING PROCEDURES FOR COMMERCIAL AND GOVERNMENT ENTITY (CAGE) CODE or NATO CAGE (NCAGE)

BACKGROUND

The U.S. established the Commercial and Government Entity (CAGE) Code, a code assigned to organizations (manufacturers, distributors, organizations, etc.) to facilitate the supply chain.

The NATO Codification System (NCS) was established in 1958. In order to differentiate between the U.S. and NATO systems, CAGE was referred to as NATO COMMERCIAL AND GOVERNMENT ENTITY (NCAGE) CODE in the NCS community. When a business/organization is assigned a CAGE/NCAGE, they are in fact the same type/structure of code but identifies which nation or if NATO Support Agency (NSPA) assigned the CAGE/NCAGE.

The registration process begins with two critical elements:

1. The Physical location of your business/organization
2. Who your business/organization wishes to conduct business with

REGISTRATION FOR A NCAGE/CAGE CODE

If you are a:

- Non-U.S. Business/Organization, wishing to conduct business (contracts/grants) with the U.S. Government and/or Non-US Government, proceed to STEP 1.
- U.S. Business/Organization, wishing to do business with **ONLY** Non-US government, proceed to STEP 1.
- U.S. Business/Organization, wishing to conduct business (contracts/grants) with the U.S. Government to include Foreign Government, proceed to [System for Award Management \(SAM\)](#). A U.S. CAGE code will be assigned at the end of the SAM registration process.

Please note: If you already have a CAGE code and are a U.S. Business/Organization and **need to update your CAGE information and registration**, proceed to [System for Award Management \(SAM\)](#).

NATO CAGE (NCAGE) CODES PROCESSES

1. REQUEST NEW NCAGE CODES WITH U.S. GOVERNMENT CONTRACTS/GRANTS

Entities physically located OUTSIDE of the U.S. and territories and wishing to conduct business (contracts/grants) with the U.S. Government, must FIRST request a NCAGE code, followed by a DUNS number and registration in SAM. Review the [instructions for obtaining an NCAGE](#) code.

1.1 Request NCAGE Code

- a. Entities can register with the NATO Support and Procurement Agency (NSPA) by using the [NATO Codification Tool](#) webpage to request a NCAGE code by selecting the CAGE/NCAGE Code Request link.
- b. Check to see if a NCAGE code is already assigned to the company.
- c. If the search does not result in a match to an existing NCAGE code:
 - Click [Request New] button in the bottom right hand corner of the screen.
 - Follow the directions to obtain an NCAGE code.
 - Submit the request. A validation email message is sent to the POC in the NCAGE Request for confirmation.
- d. Confirm the NCAGE request by clicking on the link embedded in the email.

- e. NSPA will assign an NCAGE or forward the request to the applicable [National Codification Bureau \(NCB\)](#) if the entity is located in a NATO (including the U.S.) or Tier 2 nation. NSPA assigns for all other entities NOT located in NATO or Tier 2 nations.

1.2 Validate NCAGE Code

- a. When the NCAGE code is assigned, an email message will be sent to the entity POC in the NCAGE Request.
- b. The new NCAGE code information is validated by logging into the [NSPA web portal](#).
 - Click on the tab labelled [CAGE/NCAGE Code Request](#).
 - Enter the NCAGE code in the first screen, click the Enter key.
 - At the bottom of the screen, a Results box will display. Click on the line of the entity/organization.
- c. NSPA and the appropriate country's NCBs will forward all NCAGE code information to the U.S. CAGE Program Office. Depending on the assigned country, the data transmission to the U.S. CAGE Program Office will vary from daily/weekly/monthly/bi-monthly/annually based on their internal procedures for transmission to all AC/135nations.
- d. If the NCAGE code is not assigned by NSPA/or National Codification Bureau (NCB) then the company entity POC will be contacted by email/letter from NSPA or NCB.
- e. Entity POC should contact applicable NSPA or NCB indicated in the Annex of the [instruction link](#) at NSPA.
- f. Scroll down the page to Annex section and contact the NCAGE POC for the nation where the entity is physically located.

1.3 Validate Information in [CSI](#).

- a. Once the NCAGE is received in the CAGE Program Office, the NCAGE code is displayed in [CAGE Search and Inquiry](#) (CSI – formerly Business Identification Number Cross Reference System (BINCS)).
- b. The entity/organization's Legal Business Name and Physical Address must match exactly with NSPA, [CSI](#), D&B and SAM.
- c. Access [CSI](#) to confirm the NCAGE code data. *Refer to Section 14, Appendix 2.E How to Navigate CSI Tool.*
- d. If the NCAGE does not display in CSI but IS located in the [CAGE/NCAGE Code Request](#), contact the [DLA Contact Center](#) reporting this discrepancy.
- e. If all information is current in CSI and [CAGE/NCAGE Code Request](#), proceed to obtain a DUNS number.

TIMEFRAME: CSI is updated after CAGE Program Office has received and processed the NCAGE data which may be up to **10 business days**.

1.4 Request a DUNS Number

- a. Register with [Dun & Bradstreet \(D&B\)](#) to obtain the Data Universal Numbering System (DUNS) number by accessing the [webform](#).
- b. Ensure the entity's Legal Business Name and Physical Address match exactly with what was registered for the NCAGE code by logging into the [NSPA web portal](#) and using the search option.

TIMEFRAME: Allow **1 to 2** business days to obtain the international DUNS number.

1.5 Register with the System for Award Management (SAM)

- a. You **must** have the NCAGE code and the DUNS number before registering in SAM.
- b. [Register in SAM](#) once the DUNS number and NCAGE code are granted.
- c. Follow the [quick guide for international registrations](#) at [SAM.gov](#) for registrants who are physically located outside the U.S. and its territories.
- d. Foreign vendors are **NOT** required to enter tax identification numbers (TIN) in SAM. If TIN information is entered, the SAM registration will be sent to the Internal Revenue Service (IRS) for validation (which will increase the processing time) before being forwarded on to the CAGE Program Office for final validation.
- e. If the registration is successfully submitted in SAM with the NCAGE code and submitted to the CAGE

Program Office for final validation, an email confirmation will be sent to the authorized administrator user(s) of the entity/organization and the SAM status will be updated to "Pending CAGE Validation".

- f. If the registration is not complete at SAM, the status will indicate "Draft" until the Core Data section is complete. "Work in Progress" indicates that Core Data is not complete.
- g. Continue to complete the registration until you have submitted your SAM registration.
- h. Log into SAM and check the [SAM Status Tracker](#) to check the status. The checkmarks on the left navigation menu or error messages at the top of the page will indicate what is required to complete the registration process. *Refer to Appendix 2.A SAM Status Tracker.*

1.6 CAGE Program Validation Based on SAM Registration with NCAGE

- a. The CAGE Program is the last step for reviewing and validating the SAM registration with an NCAGE.
- b. If the SAM registration has been validated, the entity/organization's registration will be in CSI and SAM with a new expiration date and the status will reflect active.
- c. If CAGE returns the registration, SAM will display a registration status of "Failed CAGE Validation". The return reason will be sent within **1 business day** to the email address supplied in SAM for the authorized administrator user(s) of the entity/organization. The application will not be processed until the information in the registration is corrected at SAM, NSPA, and D&B if applicable. *Refer to Appendix 4 SAM Letters.*
- d. If you received a "Failed CAGE Validation" notification, check NSPA, D&B, SAM, and [CSI](#) and query to validate the LBN and the Physical Address matches exactly:
 - If corrections are required in the NCAGE data, submit an update request through [CAGE/NCAGE Code Request](#).
 - If corrections are required with D&B, use the [web form](#).
 - If D&B is updated, the SAM registration must accept the D&B data to update the LBN and the Physical Address.
 - If corrections are required with CSI, contact [DLA Contact Center](#).
 - The registration will not be processed until the information in the registration is corrected and resubmitted in SAM.

TIMEFRAME: Allow **10 business days** from the date of SAM submission for the Cage Program Office validation process to be completed.

2. REQUEST NEW NCAGE CODES WITHOUT U.S.GOVERNMENT CONTRACTS/GRANTS

2.1 Request NCAGE Code

- a. Register with NATO Support and Procurement Agency (NSPA) by using the NATO Codification Tool to request a NCAGE Code by selecting the [CAGE/NCAGE Code Request](#).
- b. Check to see if a NCAGE code is already assigned to the company.
- c. If the search does not result in a match to an existing NCAGE code:
- d. Click [Request New] button in the bottom right hand corner of the screen.
- e. Follow the directions to obtain an NCAGE code.
- f. Submit the request. A validation email message is sent to the POC in the NCAGE Request for confirmation.
- g. Confirm the NCAGE request by clicking on the link embedded in the email.
- h. NSPA will assign an NCAGE or forward the request to the applicable [National Codification Bureau \(NCB\)](#) **if the entity is located in a NATO (including the U.S.) or Tier 2 nation. NSPA assigns for all other entities NOT located in NATO or Tier 2 nations.**

2.2 Validate NCAGE Code

- a. When the NCAGE code is assigned, an email message will be sent to the POC in the NCAGE Request.
- b. The new NCAGE code information is validated by logging into the [NSPA web portal](#).
- c. Click on the tab labelled [CAGE/NCAGE Code Request](#).
 - Enter the NCAGE code in the first screen, click the Enter key.
 - At the bottom of the screen, a Results box will display. Click on the line of the entity/organization.

- d. NSPA and the appropriate country's NCBs will forward all NCAGE code information to the CAGE Program Office. Depending on the assigned country, the data transmission to the CAGE Program Office will vary from daily/weekly/monthly based on their internal procedures for transmission to all AC/135 nations.
- e. If the NCAGE Code is not assigned by NSPA/or National Codification Bureau (NCB) then the company entity POC will be contacted by email/letter from NSPA or the NCB.
- f. Entity POC should contact applicable NSPA or NCB indicated in the Annex of the [instruction link](#) at NSPA.
- g. Scroll down the page to Annex section and contact the NCAGE POC for the nation where the entity is physically located.

TIMEFRAME: Allow **10 business days** from the date of submission to the CAGE/NCAGE request.

3. UPDATE NCAGE CODES WITH U.S. GOVERNMENT CONTRACTS/GRANTS

Entities engaged with the U.S. Government and pursuing contracts and/or grants are required to obtain an NCAGE code.

3.1 Update NCAGE at NSPA

- a. Submit update changes at [CAGE/NCAGE Code Request](#).
- b. Enter the NCAGE and click on the magnifying glass.
- c. Click on the Result with the NCAGE.
- d. Update the information on the NCAGE and click "Request Update".
- e. The NCB or NSPA will review and update the NCAGE, if approved.

3.2 Validate NCAGE Code

- a. When the NCAGE code is updated, an email message will be sent to the entity POC in the NCAGE Request.
- b. The updated NCAGE code information is validated by logging into the [NSPA web portal](#).
 - Click on the tab labelled [CAGE/NCAGE Code Request](#).
 - Enter the NCAGE code in the first screen, click the Enter key.
 - At the bottom of the screen, a Results box will display. Click on the line of the entity/organization.
- c. NSPA and the appropriate country's NCBs will forward all NCAGE code information to the CAGE Program Office. Depending on the assigned country, the data transmission to the CAGE Program Office will vary from daily/weekly/monthly based on their internal procedures for transmission to all AC/135 nations.
- b. If the NCAGE code is not updated by NSPA/or National Codification Bureau (NCB) then the company entity POC will be contacted by email/letter from NSPA or NCB.
- c. Entity POC should contact applicable NSPA or NCB indicated in the Annex of the [instruction link](#) at NSPA.
- d. Scroll down the page to Annex section and contact the NCAGE POC for the nation where the entity is physically located.

3.3 Validate Information in CSI

- a. Once the NCAGE is received in the CAGE Program Office, the NCAGE code is displayed in [CAGE Search and Inquiry](#) (CSI – formerly Business Identification Number Cross Reference System (BINCS))
- b. The entity/organization's Legal Business Name and Physical Address must match exactly with NSPA, CSI, D&B, and SAM.
- c. Access CSI to confirm the NCAGE code data. *Refer to Appendix 2.E How to Navigate CSI Tool.*
- d. If the NCAGE does not display in CSI but IS located in the [CAGE/NCAGE Code Request](#), contact the [DLA Contact Center](#) reporting this discrepancy.
- e. If all information is current in CSI and [CAGE/NCAGE Code Request](#), proceed to obtaining a DUNS number.

TIMEFRAME: CSI is updated after CAGE Program Office has received and processed the NCAGE data

which may be up to **10 business days**.

3.4 Update D&B profile at Dun & Bradstreet

- Update the profile using the [webform](#) if you are changing the Legal Business Name and/or Physical Address.
- D&B information for Legal Business Name and Physical Address is sent to SAM.
- The Physical Address must be complete to include suite, building, apartment, or unit number information.

TIMEFRAME: Allow **1 to 2 business days** to update the DUNS number.

3.5 If NOT updating the Legal Business Name and/or Physical Address, update the registration in SAM. Proceed to the [System for Award Management \(SAM\)](#).

3.6 Update the registration in the System for Award Management (SAM)

- Maintain an active registration annually. Follow the [quick guide for international registrations](#) at [SAM.gov](#) for registrants who are physically located outside within the U.S. and its territories.
- Once the updates are requested from D&B, validate the updated registration in the System for Award Management (SAM).
- If the registration is successfully submitted in SAM with the NCAGE code and submitted to CAGE Program Office for final validation, an email confirmation will be sent to the authorized administrator user(s) of the entity/organization and the SAM status will be updated to "Pending CAGE Validation".
- If the registration is not complete at SAM, the status will display "Work in Progress" indicating that the Core Data section is incomplete. Continue to complete the registration until you have submitted your SAM registration.
- Log into SAM and check the [SAM Status Tracker](#) to check the status. The checkmarks on the left navigation menu or error messages at the top of the page will indicate what is required to complete the registration process. *Refer to Appendix 2A for List of Statuses.*

3.7 CAGE Validation Performed

- The CAGE Program Office is the last step in the process for updates to NCAGE registrations. The Government POC in the SAM registration will be contacted if there are discrepancies within D&B, SAM, and NSPA Legal Business Name and Physical Addresses.
- Returned registrations to SAM will result if the CAGE Program Office reviews and identifies discrepancies within the above systems for LBN and Physical Address.
- If the registration passes CAGE Program Office validation, the entity's registration will be reflected in [CSI](#) and SAM with a new expiration date and the status will reflect active.
- Once the CAGE code is assigned, [CSI](#) will display basic data of the CAGE file and linkages to the SAM public view source. *Refer to Appendix 2E on CSI.*
- CAGE returns SAM registrations (i.e. not provided requested documentation), and SAM will display a registration status of "Failed CAGE Validation" in SAM. The return reason will be sent within **1 business day** to the email address supplied in SAM for the authorized administrator users(s) of the entity/organization. The application will not be processed until the information in the registration is corrected at SAM, NSPA, and D&B if applicable and/or documentation requested has been provided. *Refer to Appendix 4 for SAM Letters Returned Reasons.*

TIMEFRAME: Allow **10 business days** from the date of receipt at the CAGE Program Office for the validation process to be completed.

4. UPDATE NCAGE CODES WITHOUT U.S. GOVERNMENT CONTRACTS/GRANTS

4.1 Entities located outside the US and its territories, engaged in business operations with the U.S. Government and do NOT have contracts and/or grants are required to update the NCAGE Code if changes occur.

4.2 Update the NCAGE Code

- a. Access the NATO Support and Procurement Agency (NSPA) by using the NATO Codification Tool to update the NCAGE Code by selecting the [CAGE/NCAGE Code Request](#) link.
- b. Enter the NCAGE and click on the magnifying glass.
- c. Click on the Result with the NCAGE.
- d. Update the information on the NCAGE and click "Request Update".
- e. The NCB or NSPA will review and update the NCAGE, if approved.

4.3 Validate NCAGE Code

- a. When the NCAGE code is updated, an email message will be sent to the POC in the NCAGE Request.
- b. The updated NCAGE code information is validated by logging into the [NSPA web portal](#).
- c. Click on the tab labelled [CAGE/NCAGE Code Request](#).
 - Enter the NCAGE code in the first screen, click the Enter key.
 - At the bottom of the screen, a Results box will display. Click on the line of the entity/organization.
- d. NSPA and the appropriate country's NCBs will forward all NCAGE code information to the CAGE Program Office. Depending on the assigned country, the data transmission to the CAGE Program Office will vary from daily/weekly/monthly based on their internal procedures for transmission to all AC/135 nations.
- e. If the NCAGE code is not updated by NSPA or National Codification Bureau (NCB) then the company entity POC will be contacted by email/letter from NSPA or NCB specific to the country.
- f. Entity POC should contact applicable NSPA or NCB and proceed to annex for proper POC shown in the link at [CAGE/NCAGE Code Request](#).
- g. To locate NSPA or NCB, scroll down the page to annex section.

TIMEFRAME: Allow **10 business days** from the date of submission to the CAGE/NCAGE request.

5. APPENDICES

Appendix 1: Governing Directives and Regulations

The U.S. established the Commercial and Government Entity Code (CAGE) in 1950, a code assigned to an **entity (manufacturers, distributors, sole proprietors, service organizations, consulting, etc.)** to facilitate the Federal Catalog System (FCS) and supply chain. The CAGE Code is a five-character alpha-numeric identifier assigned to entities located in the United States and its territories by the Defense Logistics Agency (DLA) Commercial and Government Entity (CAGE) Branch. The CAGE Program Office website which contains instructions, resources and links is found at <https://CAGE.DLA.MIL>.

The NATO Codification System (NCS) was established in 1958 and is administered by the NATO Allied Committee 135 (AC/135) National Codification of Directors. The AC/135 oversees the system, logistics data and process for all NATO and participating nations. The Allied Codification Manual (ACodP-1) is the policy and processes for the NCS.

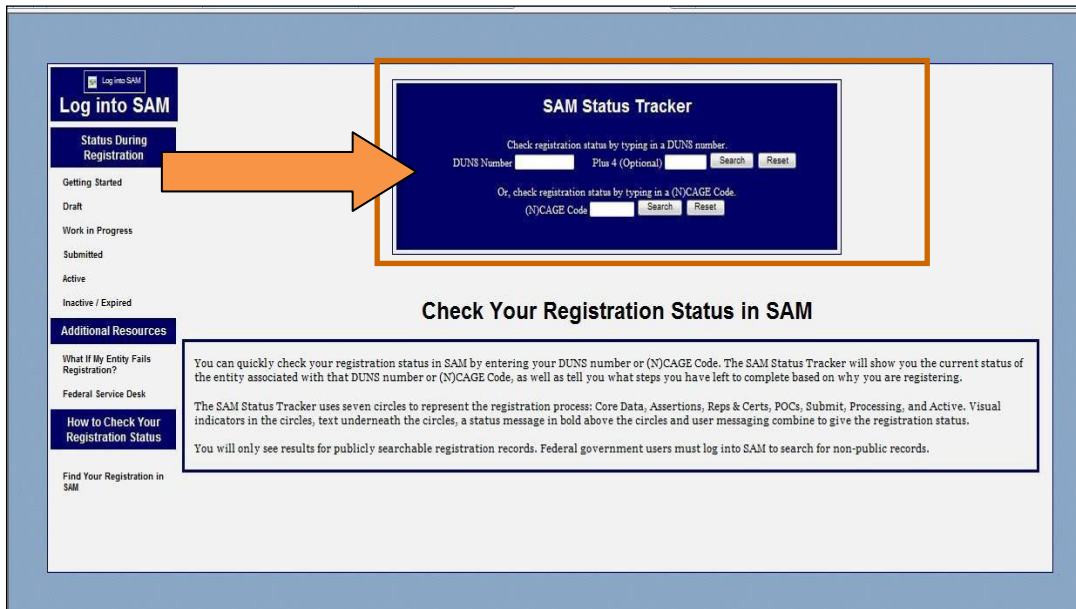
In order to differentiate between the U.S. and NATO systems, NCAGE was referred to as NATO COMMERCIAL AND GOVERNMENT ENTITY (NCAGE) Code in the NCS community. The NCAGE code is a five-character alpha-numeric identifier assigned to entities located outside the United States by the NATO or NSPA organizations. When an entity is assigned a CAGE/NCAGE, the code is the same structure but it identifies which nation or if the NATO Support Agency (NSPA), assigned the CAGE/NCAGE.

Highest-Level Owner and Immediate Owners relating to an entity/organization, request a CAGE code using the Request or Update CAGE Code Form which is further discussed in Section 7. Federal Acquisition Regulation ([FAR Subpart 4.18](#)) requires that you provide information about your entity's ownership and control as part of your SAM regulation. Defense Federal Acquisition Regulation ([DFARS PGI 204.18](#)) provides procedures, guidance and information on the administrative matters of the CAGE code.

Appendix 2: Status Code Tools and Definitions

A. [SAM Status Tracker](#)

Check the registration status in SAM by entering the DUNS number or CAGE/NCAGE code. The [SAM Status Tracker](#) will show you the current status of the entity associated with that DUNS number or CAGE/NCAGE code, as well as tell you what steps you have left to complete based on why you are registering.



Log into SAM

Status During Registration

Getting Started
Draft
Work in Progress
Submitted
Active
Inactive / Expired

Additional Resources

What If My Entity Fails Registration?
Federal Service Desk
How to Check Your Registration Status
Find Your Registration in SAM

SAM Status Tracker

Check registration status by typing in a DUNS number.
DUNS Number Plus 4 (Optional)

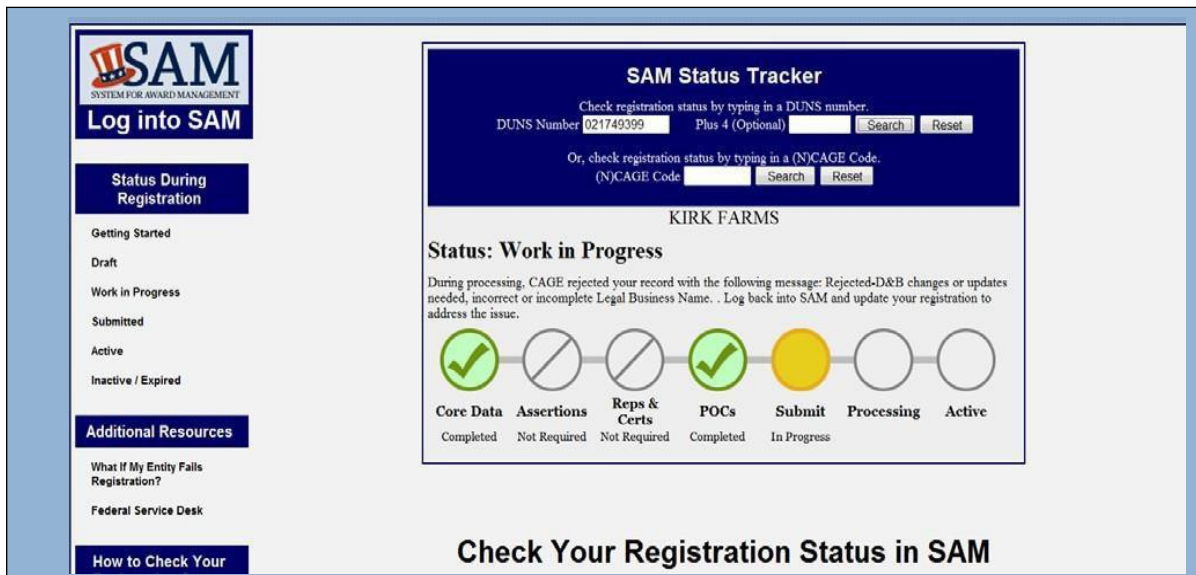
Or, check registration status by typing in a (N)CAGE Code.
(N)CAGE Code

Check Your Registration Status in SAM

You can quickly check your registration status in SAM by entering your DUNS number or (N)CAGE Code. The SAM Status Tracker will show you the current status of the entity associated with that DUNS number or (N)CAGE Code, as well as tell you what steps you have left to complete based on why you are registering.

The SAM Status Tracker uses seven circles to represent the registration process: Core Data, Assertions, Reps & Certs, POCs, Submit, Processing, and Active. Visual indicators in the circles, text underneath the circles, a status message in bold above the circles and user messaging combine to give the registration status.

You will only see results for publicly searchable registration records. Federal government users must log into SAM to search for non-public records.



SAM
SYSTEM FOR AWARD MANAGEMENT
Log into SAM

Status During Registration

Getting Started
Draft
Work in Progress
Submitted
Active
Inactive / Expired

Additional Resources

What If My Entity Fails Registration?
Federal Service Desk
How to Check Your

SAM Status Tracker

Check registration status by typing in a DUNS number.
DUNS Number 021749399 Plus 4 (Optional)

Or, check registration status by typing in a (N)CAGE Code.
(N)CAGE Code

KIRK FARMS

Status: Work in Progress

During processing, CAGE rejected your record with the following message: Rejected-D&B changes or updates needed, incorrect or incomplete Legal Business Name. . Log back into SAM and update your registration to address the issue.

Core Data	Assertions	Reps & Certs	POCs	Submit	Processing	Active
Completed	Not Required	Not Required	Completed	In Progress		

Check Your Registration Status in SAM

B. **Statuses**

• **Draft**

At the start of the entity registration, the record is in Draft status. The registration will remain in the Draft stage until the core information section has been filled out. While in the Draft stage, the registration is not searchable. If the DUNS Number is in DRAFT status, this error message will be displayed: ERROR: Status of DUNS 999999999 could not be retrieved. This DUNS number is not registered in SAM.

- **Work In Progress**

The record is in the Work in Progress stage when all the Core Data is completed or an update has been initiated from a previously active or expired record. The registration will remain in Work In Progress status from Core Data, through Assertions, Reps & Certs, and POCs, until the record is submitted.

- **Submitted**

Once the registration is submitted it is sent to IRS for validation and for CAGE/NCAGE Code assignment or validation. Notification is by e-mail when the reviews are complete.

- **Active**

Once the entity registration is successfully processed, i.e. passes the external validations, it becomes Active in SAM. It will remain active for 365 days from the date submitted for processing, unless it is deactivated by the entity Administrator.

- **Inactive /Expired**

The entity record will expire and go into an inactive status if not updated once every 365 days.

- **Unknown**

Indicates the status is deactivated.

- **Deactivated /Deleted**

Indicates record is deactivated.

C. Status Codes in SAM

During the SAM registration or update process, status codes are displayed in SAM.

- Draft
- Work In Progress
- Work In Progress - Registration has failed IRS Validation.
- Work In Progress - Registration is undergoing IRS Consent Validation. This may take 3-5business days. If time frame is over 1 week, contact the Federal Service Desk (www.fsd.gov).
- Work In Progress - Registration has failed CAGE Validation.
- Submitted – Registration is undergoing IRS TIN Matching. This averages two business days. If it takes longer than one week, contact the Federal Service Desk (www.fsd.gov).
- Submitted – Registration has passed IRS Validation.
- Registration Pending CAGE Validation.
- Submitted – Registration Pending CAGE Validation.
- Active
- Inactive /Expired
- Deactivated

D. CAGE Status in CSI

During the SAM registration or update process, status codes are displayed on the CSI webpage.

- Active
- Active Record – Specialized Use
- Active With Restraint
- Debarred
- Obsolete – Company Location Unknown
- Obsolete – Company Discontinued
- Cancelled Without Replacement
- Cancelled With ReplacementRecord

E. How to Navigate CSI Tool

1. CAGE Search and Inquiry (CSI – formerly Business Identification Numbering Cross- Reference System (BINCS)) is a public facing search engine for domestic and foreign entity/organizations, suppliers and potential contractors supporting the U.S. Federal supply chain and should be used to verify the registration information.

- Go to the CSI homepage at <https://cage.dla.mil/search>.
- Click “I AGREE” at bottom middle of the page.



Terms and Conditions

You are accessing a U.S. Government (USG) Information System (IS) that is provided for USG-authorized use only. By using this IS (which includes any device attached to this IS), you consent to the following conditions:

- The USG routinely intercepts and monitors communications on this IS for purposes including, but not limited to, penetration testing, COMSEC monitoring, network operations and defense, personnel misconduct (PM), law enforcement (LE), and counterintelligence (CI) investigations.
- At any time, the USG may inspect and seize data stored on this IS.
- Communications using, or data stored on, this IS are not private, are subject to routine monitoring, interception, and search, and may be disclosed or used for any USG authorized purpose.
- This IS includes security measures (e.g., authentication and access controls) to protect the USG interests--not for your personal benefit or privacy.
- Notwithstanding the above, using this IS does not constitute consent to PM, LE or CI investigative searching or monitoring of the content of privileged communications, or work product, related to personal representation or services by attorneys, psychotherapists, or clergy, and their assistants. Such communications and work product are private and confidential.


This site requires cookies to function properly. Please enable acceptance of cookies if they are currently disabled.

This site has been tested and is operational on Internet Explorer (IE11), Mozilla Firefox (Version 38), and Google Chrome (Version 48).



- The easiest way to search in CSI is to search by CAGE/NCAGE or DUNS number.
- Select "Search".



Search CAGE

Advanced

Legal Name

Contact Phone

State/Province

Postal Code

SEARCH TIP: Use a "?" within the Legal Name to perform a wildcard search (e.g., Elec?)

F. Results will be displayed. Select “Details” to display CAGE information.

- Use “Search” on the header menu to perform another search.



CAGE
COMMERCIAL AND GOVERNMENT ENTITY PROGRAM

SEARCH REQUEST | UPDATE NEWS FORMS RESOURCES ABOUT CONTACT US

Search Results

Results Returned: 1

CAGE	DUNS	Legal Business Name ▼	State/Prov.	Zip/Postal	
79986	007901598	BATTELLE MEMORIAL INSTITUTE	OH	43201	Details



CAGE
COMMERCIAL AND GOVERNMENT ENTITY PROGRAM

SEARCH REQUEST | UPDATE NEWS FORMS RESOURCES ABOUT CONTACT US

Details



79986 BATTELLE MEMORIAL INSTITUTE

CAGE Information

CAGE 79986
 DUNS 007901598
 Status Active
 Type U.S./Canada Manufacturer
 Established 11/04/1974
 Last Updated 06/15/2012
 SAM Expiration 06/15/2013

Contact Information

POC RANDI HORNBACK
 Corporate URL
 Phone 6144247068
 Fax 6144587068
 Address 505 KING AVENUE
 P.O. Box
 City COLUMBUS
 County
 State/Province OH
 Country UNITED STATES
 Zip/Postal 43201 2696

Ownership of Offeror Information

Highest Level Owner
 Information not Available
 Immediate Level Owner
 Information not Available

List of Offerors (0)
 Information not Available

Additional Information

CAO-ADP S3605A-HQ0337
 Parent CAGE 79986

Appendix 3: SAM Registrations/Updates

For information on SAM, visit <https://www.sam.gov> and select HELP for FAQs, User Guides, and Demonstration Videos.

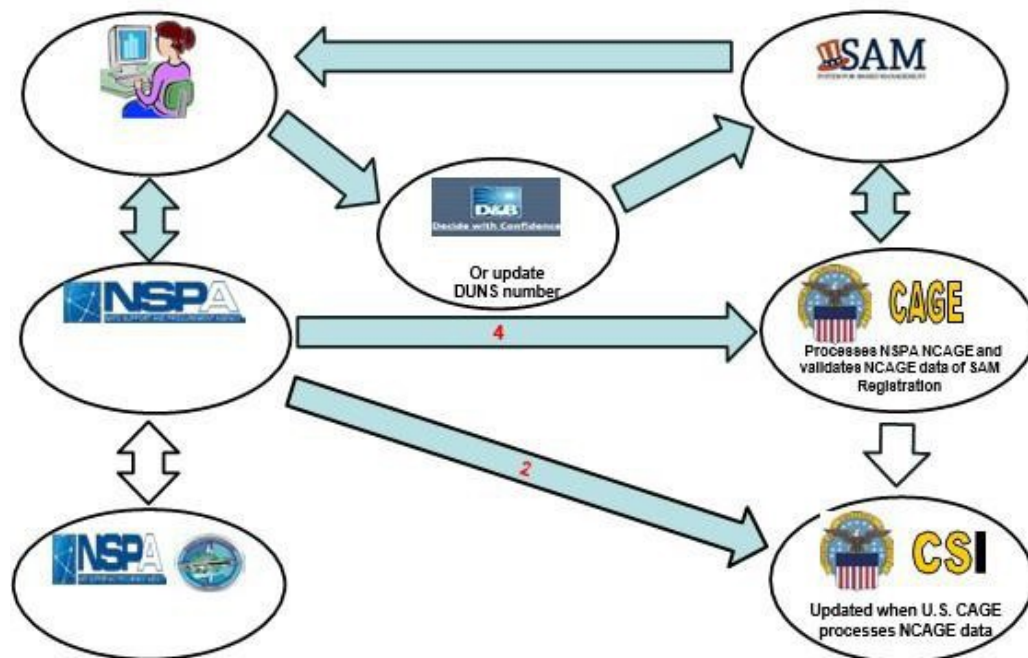
Appendix 4: SAM Letters

When U.S. CAGE Validation is not successful, SAM emails the user a CAGE Return Letter. The emails will indicate the "CAGE Code Validation Failed for [Entity Name / DUNS / CAGE]".

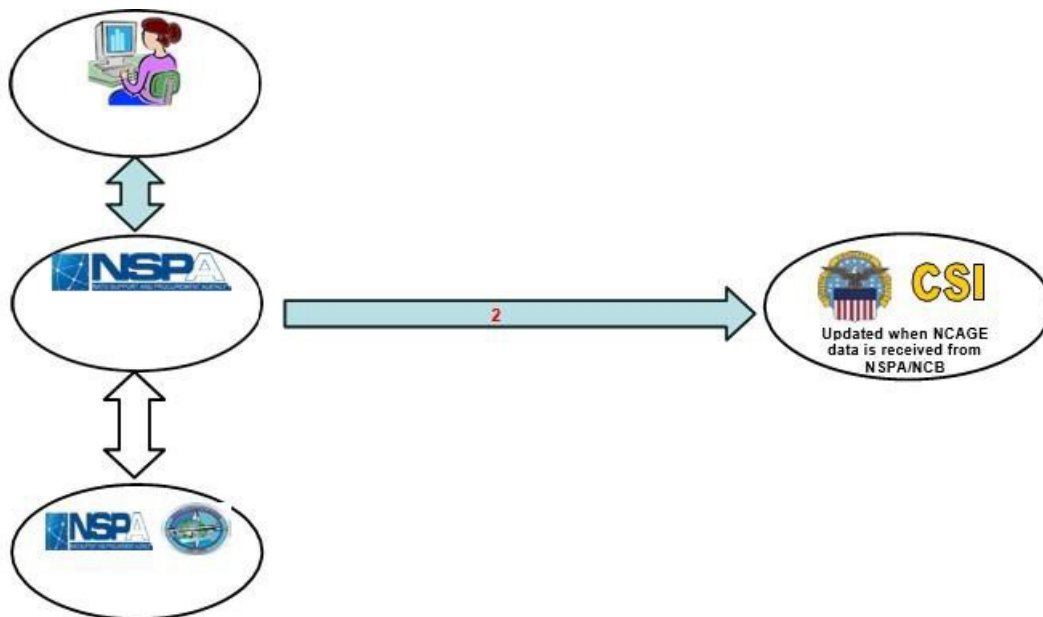
The following validation failure reasons will be displayed in SAM and will produce a letter to the authorized SAM administrator or the user of the entity/organization.

1. Returned - Please contact the DLA Contact Center at dlacenter@dlamail.mil or 269-961-7766 or 1-877-352-2255 for more information on the CAGE rejection reason.
2. Returned-D&B changes or updates needed incorrect or incomplete physical address.
3. Returned-NCAGE Code is invalid or inactive.
4. Returned-Legal Business Name does not match NCB data.
5. Returned-D&B changes or updates needed, incorrect or incomplete Legal Business Name.
6. Returned-Invalid or incomplete POC information provided.
7. Returned-Invalid CAGE Code provided in registration.
8. Returned-Failure to provide legal documentation.
9. Returned-Failure to respond to a CAGE request within 5 business days.
10. Returned-Invalid physical address does not match NCB data.
11. Returned-Legal Business Name and address do not match NCB data.
12. Returned-Data for this NCAGE Code has not been received from NSPA.
13. Returned-CAGE Code used with another DUNS/DUNS+4. POC to provide correct DUNS/DUNS+4.
14. Returned-Per vendor request.
15. Returned-DUNS+4 not required.
16. Returned-A CAGE Code is already assigned to the submitted DUNS/DUNS+4 sent as NEW.
17. Returned-DUNS/DUNS+4 do not exist in CAGE Program Office.
18. Returned-DUNS/DUNS+4 exist in CAGE Program Office but has a different CAGE Code assigned.

Appendix 5: Process Flows



1. NCAGE (Non U.S.) entity requests or updates an NCAGE at NSPA CAGE/NCAGE Code Request at <https://eportal.nspa.nato.int/AC135Public/CageTool/home> . NSPA routes requests to the Allied Committee 135 (AC/135) National Codification Bureau (NCB) for assignment or update OR NSPA will assign/update NCAGE, based on the entity's country physical address location.
2. When NCAGE is assigned or updated NSPA transmits ALL NCAGE data to participating nations, to include the U.S. CAGE office. U.S. CAGE office processes and NCAGE data is displayed in CSI.
3. If entity is doing business with the U.S. Government, they must register in D&B and then SAM. When the NCAGE is assigned/updated and displayed in CSI, NCAGE entity/organization registers with Dun & Bradstreet(D&B)
4. NCAGE entity/organization registers in the GSA System for Award Management (SAM). SAM validates NCAGE code in CSI. If not present in CSI, SAM notifies registrant. First time registrants to SAM and registrations needing updates to names and addresses must accept information from D&B when registering/updating in SAM.
5. SAM registration is sent to U.S. CAGE for validation of name and address – registration is returned to SAM (returned or active)
6. If SAM registration is processed and active, entity is notified and eligible for contracts and/or grant awards. If returned (failed CAGE validation), NCAGE entity/organization may resubmit SAM registration when corrections are updated at NSPA, D&B and/or SAM.




1. NCAGE (Non U.S.) entity requests or updates an NCAGE at NSPA CAGE/NCAGE Code Request at <https://eportal.nspa.nato.int/AC135Public/CageTool/home>. NSPA routes requests to the Allied Committee 135 (AC135) National Codification Bureau (NCB) or NSPA will assign/update NCAGE based on nation of entity.
2. When NCAGE is assigned or updated NSPA transmits all NCAGE data to participating nations, to include the U.S. CAGE office. U.S. CAGE office processes and NCAGE data is displayed in CSI.

Appendix 6: National Codification Bureau Contacts

ALBANIA	<p>Cpt. Ermira HOXHA</p> <p> +355 4 222 6601 ext. 1235</p> <p> +355 4 222 8325</p> <p> ermira.hoxha@aaf.mil.al</p> <p>or alket.papa@aaf.mil.al</p>
ARGENTINA	<p>Ms. Marisa GRISAK</p> <p> +54 11 4346 8800 ext. 4168</p> <p> +54 11 4346 8876</p> <p> secade@mindef.gov.ar</p>
AUSTRALIA	<p>Mr. Sattendra Sharma</p> <p> +613 9282 3523</p> <p> NCB.VendorCellOps@defence.gov.au</p>
AUSTRIA	<p>Mrs. Dagmar RODINGER</p> <p> +43 50201 1023293</p> <p> +43 50201 1017070</p> <p> ncbatncage@bmlv.gv.at</p>
BELGIUM	<p>Mr. Philippe BARBIEUX</p> <p> +32 2 441 5584</p> <p> nczbncage@mil.be</p>
BRAZIL	<p>Sgt. Haroldo Athos de Sousa Dias</p> <p> +55 (21) 2101 0782</p> <p> +55 (21) 2101 0782</p> <p> ncbbrncage@defesa.gov.br</p>
BULGARIA	<p>Mr. Peter IVANOV</p> <p> +359 2 9220885</p> <p> +359 2 9220643</p> <p> ncbbqncage@mod.bg</p>
CANADA	<p>Mr. Ross PATTERSON</p> <p> +1 819-939-8771</p> <p> +1 819-939-0396</p> <p> ncbcancage@forces.gc.ca</p> <p>(indicate addressee name on doc.)</p>
COLOMBIA	<p>Ms. Maria Cristina PALACIOS CASTIBLANCO</p> <p> +57 1 3150111 ext. 40832</p> <p> grupodecatalogacion@mindefensa.gov.co</p>
CROATIA	<p>Mr. Mladen KLINCOV</p> <p> +385 1 4568 078</p> <p> +385 1 4568 111</p> <p> ncbcr@morh.hr</p>
CZECH REPUBLIC	<p>Mrs. Helena Princová</p> <p> +420 973 229 274</p> <p> +420 973 229 270</p> <p> ncbczncage@army.cz</p>
DENMARK	<p>Mr. Thorsten E. JENSEN</p>

	 +45 728 15371  tej@mil.dk or ncbdk.tm@mil.dk
ESTONIA	 +372 717 0453  codif@ecdi.ee
FINLAND	Mr. Teemu LAKANIEMI  +358 299 570963  ncbfin@mil.fi
FRANCE	Mr. Christian HEMON or Mr Jacques RABANNE  +33 (2) 9022 6100  +33 (2) 9022 6126  cimd-ncage.mgr.fct@intradef.gouv.fr
GERMANY	Mr. Wolfgang MÜLLER  +49 361 342 68514  +49 361 342 68514  NCBGE-NCAGE@bundeswehr.org
GREECE	Maj. (HAF) Lampros KALOGEROPOULOS / Cpt.(HN) Lazaros PARAMYTHAS /  +30 (210) 7466 275  +30 (210) 7466 267  grncb@otenet.gr
HUNGARY	Cpt. Tamás ROBOTKA  +36 1 398 4587  +36 1 398 4648  ncbhuncage@hm.gov.hu
INDIA	Mr. Suresh GR  +91 1123043226  +91 1123015686  oicncbindia.defstand@gov.in
INDONESIA	Mr. Rachmat N. Basuki / Maj. M. Dede Solikin  +62 217668062/63 ext. 142  +62 217656847  NCB45cage@kemhan.go.id or puskod@kemhan.go.id
ISRAEL	Ms. Zehava Kagan  +972 3 737 2043  zeava25@idf.gov.il
ITALY	Position vacant  +39 (06) 4691 30780  ncbit.ncage@sgd.difesa.it
JAPAN*	Mr. Ryuji YASHIRO  +81-3-3268-3111 (ext. 27054)  japan_ncb@atla.mod.go.jp
JORDAN*	Fuad Quamar  +962 6 5000753  +962 6 5000754  ioncb@jaf.mil.jo

KOREA, REPUBLIC OF	Mr. Cheolho Lee ☎ +82 2 2079 4638 📠 +82 2 773 7587 ✉ cagerkr@korea.kr
LATVIA	Mr. Aivars SKULTANS ☎ +371 67300212 📠 +371 67300207 ✉ aivars.skultans@vamoic.gov.lv
LITHUANIA	Cpt. Vytautas GYLYS ☎ +370 (5) 2785 250 ✉ ncblt@mil.lt ----- Aušra ŠAKYTĖ-SCHROETER ☎ +370 (5) 2785 250 ✉ ncblt@mil.lt or ausra.sakyte@kam.lt
LUXEMBOURG	Luxembourg's NCAGEs are allocated by BELGIUM (NCAGE structure B***#)
MALAYSIA	Maj. Mohd Shahidzuan bin Abdul Aziz RMAF ☎ +603 40274382 📠 +603 40274374 ✉ ncb34bpb@mod.gov.my Cc to the director requested: ncb34dir@mod.gov.my
MONTENEGRO	Mr. Dejan STANIC Mr. Spasoje PAPIC ☎ +382 20 483 135 ✉ ncbmenccage@mod.gov.me
MOROCCO	Cne Anas EL ESFAR ☎ +212 611 235 434 / +212 522 539 240 📠 +212 522 539 234 ✉ ccm_vp@far.ma or ecafar01@menara.ma
NETHERLANDS	Mr. Kees PRONK ☎ +31 6 57878951 Mr. Brian de WINTER ☎ +31 6 83550521 ✉ ncbnlncage@mindef.nl
NEW ZEALAND	Mrs. Cherry ZHONG ☎ +64 4 587 2043 📠 +64 4 587 2051 ✉ ncbnzncage@nzdf.mil.nz
NORWAY	Mr. Egil ILSENG ☎ +47 6786 3782 📠 +47 6786 3379 ✉ ncbnoncage@mil.no
OMAN*	ISSAM Al Ryami ☎ +968 24 33647 📠 +968 24 332640 ✉ cagteam@modus.gov.om ✉ fahrassa@modus.gov.om
POLAND	Mrs. Dorota MIRECKA /

	Lt-Col. Marcin MIERNIK  +48 261 845 834 / 850  +48 261 845 891  ncbpl@ron.mil.pl or d.mirecka@ron.mil.pl ; m.miernik@ron.mil.pl
PORTUGAL	Sgt. Nuno Andre Faria Lopes  +351 21 302 7344  +351 21 302 7221  ncbptncage@defesa.pt
ROMANIA	Mrs. Claudia DUMINICA  +40 (21) 411 8813  +40 (21) 411 1457  ncbroncage@roncb.ro
SERBIA	Ms. Marijana FILIĆ  +381(0)112051377  +381(0)112506042  ncbsrncage@mod.gov.rs
SINGAPORE	Mr. Paul LIM Y. S.  +65 6819 5051  ncbsn@dsta.gov.sg
SLOVAKIA	Mr. Stanislav JALOVÍČIAR  +421 960 338920  +421 960 338934  ncbskncage@mil.sk
SLOVENIA	Mrs. Uršula ČETINA  +386 (1) 471 2605  +386 (1) 471 2521  ursula.cetina@mors.si or sskk@mors.si
SPAIN	Mr. Rogerio SANCHEZ  +34 91 550 6141  ncbspncage@oc.mde.es
SWEDEN	Mrs. Mona GÖRANSSON Mrs. Yvonne WANDLANDH  +46 8 782 40 00  +46 8 782 62 15  ncbswencage@fmv.se
TURKEY	Ms. Medine AYGUN  +90 312 410 6184  +90 312 417 5488  tmkb@msb.gov.tr
UKRAINE	Col. Roman BABENCHUK Lt-Col. Olha CHYKHACHOVA  +380 44 454-7470  +380 44 454-7470  ncbyrncage@mil.gov.ua
UNITED ARAB EMIRATES	Lt. Ahmad Bin Kowair  +971 2496 1600  +971 2496 1616  uaencb.ncage@milmail.ae
UNITED	Mr. Edward McGUIRE

KINGDOM	<p>International Dialing :</p> <p>+44 (141) 224 2250</p> <p>+44 (141) 224 2300</p> <p>National Dialing :</p> <p>0141 224 2250</p> <p>0141 224 2300</p> <p>DESSpDir-SCG-NCB-NCAGE-SAMHELP@mod.gov.uk</p>
UNITED STATES	<p>DLA Logistics Information Service - CAGE</p> <p>+1 (269) 961 7766</p> <p>+1 (269) 961 7766</p> <p>ncbus@dla.mil</p> <p>(For NCBs requesting NCAGE Codes for U.S. companies)</p> <p>dlacontactcenter@dla.mil</p> <p>(For all other CAGE questions)</p> <p>NOTE: Countries that have made NCAGE assignment requests to the U.S. may check to see if an NCAGE has been assigned by checking the CSI Web site. The NCAGE database at that site is updated in real time.</p>
NATO SUPPORT & PROCUREMENT AGENCY (NSPA)	<p>Mr. Patrice VERLAINE</p> <p>+352 3063 6145</p> <p>+352 3063 4145</p> <p>ncage@nspa.nato.int</p>

* **JAPAN, JORDAN and OMAN**, although being Tier 1 countries, are managing the assignment of their own S-CAGE codes on behalf of NSPA.

6. ROLES AND RESPONSIBILITIES

Role:	Responsibility:
Allied Committee 135 (AC/135)	This group, which is under the authority of North Atlantic Treaty Organization (NATO), is committed to increased effectiveness and efficiency of global logistics systems and operations for participating nations and to provide the bridge necessary to facilitate global logistics operations.
CAGE Program Office	The Defense Logistics Agency (DLA) Commercial and Government Entity (CAGE) Program Office in Battle Creek, MI is the only authorized source of U.S. CAGE Codes. CAGE Program Office is found at https://CAGE.DLA.MIL .
Dun and Bradstreet (D&B)	A company or individual wishing to bid on a U.S. Government contracts and/or grants must obtain a D-U-N-S Number, a unique nine-digit identification number (for each physical location that will perform on contracts) assigned by Dun and Bradstreet.
DLA Contact Center also known as Customer Interaction Center (CIC)	DLA CIC assistance with placing, modifying and tracking requests for CAGE Program Office.

National Codification Bureau (NCB)	NCB is governed by the NATO Allied Committee 135 (AC/135), with each member nation's National Codification Bureau controlling and issuing its own unique National Stock Numbers and NCAGES.
NATO Support and Procurement Agency (NSPA)	The NATO Support and Procurement Agency (NSPA) is a NATO funded agency. The NSPA is the executive body of the NATO Support and Procurement Organization (NSPO) and provides administrative and program support for the Allied Committee (AC/135) National Codification of Directors, which consist of 28 NATO and partner nations.
North Atlantic Treaty Organization (NATO)	An alliance of countries from North America and Europe committed to fulfilling the goals of the North Atlantic Treaty signed on 4 April 1949.
System for Award Management (SAM)	The Central Contractor Registration (CCR) was the primary supplier database for the U.S. Government until July 30, 2012. The CCR collected data from suppliers, validated and stored this data, and disseminated it to various government acquisition agencies. On July 30, 2012, the CCR transitioned to the System for Award Management.

7. TERMS

Term/Acronym	Definition
AC135	Allied Committee 135 – a NATO committee who oversees codification policy and procedures for NATO and partner nations.
BINCS	Business Identification Number Cross-reference System (now replaced with CAGE Search and Inquiry (CSI))
CAGE	Commercial and Government Entity
CAGE Request or Update Link	Only entity/organizations NOT receiving/or will be receiving contracts/grants from the U.S. Government but require a U.S. CAGE code for facility
CSI	CAGE Search & Inquiry public facing database of CAGE/NCAGES which are displayed by the CAGE Program Office
CIC	Defense Logistics Agency Customer Interaction Center
D&B	Dun and Bradstreet
DUNS	Data Universal Numbering System
Entity	Person, department, team, corporation, cooperative, partnership, business, manufacturer, organization or other group with whom it is possible to
GPOC	Government Point of Contact
HL or HLO	Highest Level Owner - An entity that owns or controls an Immediate Owner of the Offeror, or that owns or controls one or more entities that control an
IO	Immediate Owner - An entity, other than the Offeror, that has direct control of the Offeror. Indicators of control include, but are not limited to, one or
IRS	Internal Revenue Service
LBN	Legal Business Name

NATO	North Atlantic Treaty Organization
NCAGE	North Atlantic Treaty Organization Commercial and Government Entity Code
NCB	National Codification Bureau
NSPA	NATO Support and Procurement Agency
Offeror	A person or entity who makes a specific proposal to another (the offeree) to enter into a contract (the business or organization registering in SAM).
OoO	Ownership of Offeror
POC	Point of Contact
SAM	System for Award Management
TIN	Taxpayer Identification Number
WIP	Work in Progress

8. SUPPORTING REFERENCES/RESOURCES

References:
CAGE Program Office https://CAGE.DLA.MIL
Request or Update CAGE Code form https://cage.dla.mil/request
Defense Federal Acquisition Regulation (DFAR) PGI 204.18 – COMMERCIAL AND GOVERNMENT ENTITY CODE
Dun and Bradstreet (D&B) 1-866-705-5711 http://fedgov.dnb.com/webform
DLA Customer Interaction Center (CIC) aka DLA Contact Center 1-877-352-2255 Toll Free: 1-877-352-2255 Commercial: 1-269-961-7766
DSN: 661-7766 Email: dlacontactcenter@dlamil
Federal Acquisition Regulations (FAR) Subpart 4.18
Registration and Updating Procedures for CAGE Code (CAGE) or a NATO CAGE (NCAGE) https://eportal.nspa.nato.int/AC135Public/Docs/US%20Instructions%20for%20NSPA%20NCAGE.pdf
NATO Codification Tool aka CAGE/NCAGE Code request stored at URL https://eportal.nspa.nato.int/AC135Public/CageTool/home
NATO Support and Procurement Agency (NSPA) https://eportal.nspa.nato.int/public/eportal.aspx
NATO Group of National Directors on Codification Contacts (National Codification Bureau) http://www.nato.int/structur/AC/135/main/links/contacts.htm
North Atlantic Treaty Organization (NATO) https://www.nato.int/

System for Award Management (SAM) https://www.sam.gov/SAM/
System for Award Management (SAM) Status Tracker https://www.sam.gov/SAM/pages/public/samStatusTracker.jsf
System for Award Management (SAM) Registration Guidance for U.S. Entities https://www.sam.gov/SAM/transcript/Quick_Guide_for_Contract_Registrations.pdf
System for Award Management (SAM) Registration Guidance for International Entities https://www.sam.gov/SAM/transcript/Quick_Guide_for_International_Entity_Registration.pdf
System for Award Management (SAM) Update Guidance https://www.sam.gov/SAM/transcript/Quick_Guide_for_Updating_or_Renewing_SAM_Registrations.pdf